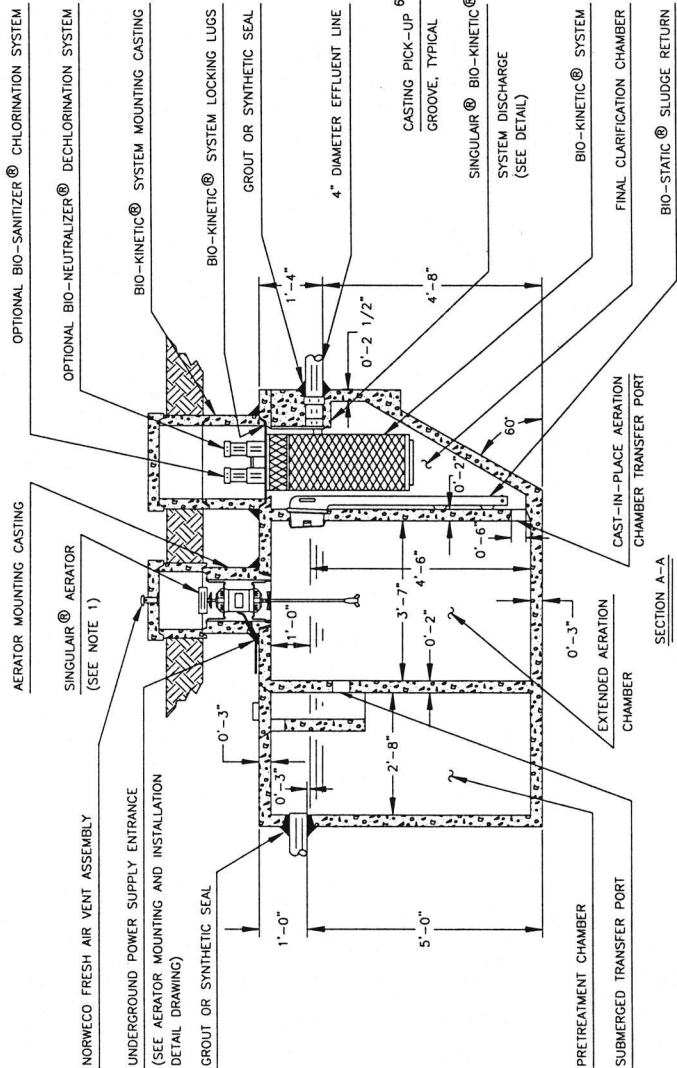
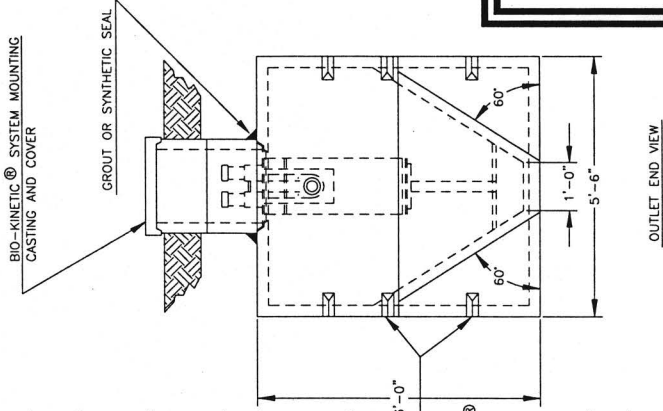


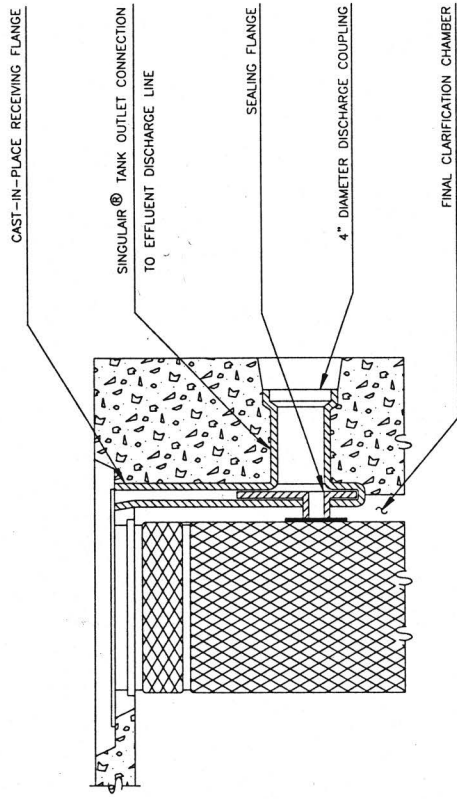
PLAN VIEW



SECTION A-A



OUTLET END VIEW



BIO-KINETIC SYSTEM DISCHARGE DETAIL

GENERAL NOTES

1. SINGULAR® AERATOR, AS TESTED AND ACCEPTED BY NSF.
2. FALL THROUGH SINGULAR® PLANT FROM INLET INVERT TO OUTLET INVERT IS FOUR INCHES. INLET INVERT IS TWELVE INCHES BELOW TANK TOP.
3. ON DEEPER INSTALLATIONS, PRECAST RISERS MUST BE USED TO EXTEND AERATOR MOUNTING CASTING AND BIO-KINETIC® SYSTEM MOUNTING CASTING TO GRADE. INSPECTION COVER ON PRETREATMENT CHAMBER MUST BE DEVELOPED TO WITHIN TWELVE INCHES OF GRADE.
4. TANK REINFORCED PER ACI STD. 318-83.
5. REMOVABLE COVERS ON RISERS WEIGH IN EXCESS OF SEVENTY FIVE POUNDS EACH TO PREVENT UNAUTHORIZED ACCESS.
6. CONTACT THE LOCAL LICENSED SINGULAR® DISTRIBUTOR FOR ELECTRICAL REQUIREMENTS.
7. TOTAL SYSTEM CAPACITY: 1300 GAL.

**SINGULAR® BIO-KINETIC® WASTEWATER TREATMENT SYSTEM**

MODEL 960-500 GPD

REVISION	REVISED BY	DATE	APPROVED BY
2-10-97	JMM		
1-9-96	GJS		

DRAWING NO. PC-5-7006

THIS DRAWING IS THE PROPERTY OF NORWALK WASTEWATER EQUIPMENT COMPANY AND MAY NOT BE REPRODUCED OR TRANSMITTED IN ANY FORM OR BY ANY MEANS WITHOUT WRITTEN PERMISSION FROM NORWECO.

U.S. AND FOREIGN PATENTS GRANTED AND PENDING ©MCMXCVII NORWECO, INC.